


# Irondequoit Quilt Club News

**Officers:**President: Laurie Fromm 723-8669 email: [LQQKin2Sew@hotmail.com](mailto:LQQKin2Sew@hotmail.com)Vice President: Marsha Lee 315-524-7314 email: [wildbird.lee@mindspring.com](mailto:wildbird.lee@mindspring.com)Secretary: Michele Gailey 723-1992 email: [mgailey66@hotmail.com](mailto:mgailey66@hotmail.com)Treasurer: Marion Skrynski 425-7968 email: [miata1RT@yahoo.com](mailto:miata1RT@yahoo.com)

April 2002

**Committee Chairs and Members***(Chairman is in Bold Print)***Sunshine**

<b>Brenda Veitch</b>	<b>342-2301</b>
Kelly Shea	266-2738
Nancy Fenske	338-1484
Mimi Repp	342-8904
Anne Miller Hood	288-7421
Liz Brown	266-6054

**Membership**

<b>Elaine Wilson</b>	<b>544-9249</b>
Laurie Holmes	266-6854
Jocelyn Fiederer	544-2714

**Historian**

<b>Jocelyn Fiederer</b>	<b>544-2714</b>
Joanne Gale	266-1358
Laurie Mundt	323-2469

**Librarian**

<b>Mary Lou Fitch</b>	<b>266-5283</b>
Lisa Priebe	647-2471
Kathy Dewey	377-2039

**Refreshments**

<b>Jane Arundel</b>	<b>872-2614</b>
Joan Wilcox	865-8416
Ruth Collins	671-7135
Anne Russo	225-3823

**Quilt Show Chairpersons**

Mimi Repp	342-8904
Laurie Holmes	266-6854

**Phone Tree**

Joan Bigham	225-4673
-------------	----------

**Monthly Raffle**

Liz Brown	266-6054
-----------	----------

**Charity Projects:****Irondequoit Public Library**

Jeanne Muhl	336-9459
-------------	----------

**Breast Cancer bags**

Brenda Veitch	342-2301
---------------	----------

**Round Robin Blankets**

Lisa Feor	671-0395
-----------	----------

**Project Linus Baby Quilts**

Laurie Fromm	723-8669
--------------	----------

**From the President,**  
Fellow Quilters,

Happy Spring to everyone. Although I am not sure what happened to winter, I think we are all looking forward to the nice weather. I hope you each enjoyed the holidays and for everyone lucky enough to take a vacation, welcome back.

Sara Madson was a pleasure to have at the club meeting. Her quilting treasures were wonderful to look at. The club did purchase one of her books to loan out.

Speaking of the library, Mary Lou tells me that there are a number of books that are still out and a few that seem to be misplaced. If you have any books, please return them at the next meeting, and make sure that you give them to Mary Lou or one of her helpers so they can be recorded back in the library. It is a big job to keep track of all the books and I do thank Mary Lou, Kathy Dewey and Lisa Priebe for all their hard work. We would like to add more books to the library, but we need to make sure that everyone we currently own is accounted for.

We had 22 people enjoyed the trip to Apple Country. Linda has really expanded her shop and has lots of new fabrics and ideas. I think everyone agreed that the luncheon was fabulous and the deserts out of this world! After lunch, she gave us a nice demo of the long arm machine


and some of us actually got to use it. That was really special. After the demo, many of us took a trip to Rolling Hills. Unfortunately, I have learned that they will be retiring. Their fabric on their web site has been reduced, but not a lot of the regular fabric in the shop. I will miss their store; it will leave a hole in local spots to purchase nice fabric.

This month, Cheryl Doody will be teaching us the crayola technique. What she does with crayons is absolutely amazing. There is a supply list in this newsletter. I will supply the crayons, so everyone can share a variety of types to try this process.

How are your projects coming for the quilt show?

That is all for now. Hope to see many of you at the next meeting.

Laurie

**Irondequoit Quilt Club meets on the 4<sup>th</sup> Monday of each month**

## E-Mail Newsletter

**Please hit the reply button, when you receive your newsletter each month.** That way, Laurie Fromm will know that you received it. We are still getting concerns from members who say that they haven't received the newsletter, when Laurie has sent it out by email and has not received a message that it could not be delivered. If she doesn't hear back from you, Laurie will make a second attempt to mail you the newsletter. No reply to the second mailing and Michele Gailey will send you a copy of the newsletter via the US Mail. Let's remember to do this each month. Thank you for your cooperation. We have half of the membership receiving their newsletter via email, and we are saving lots of money each month on postage.



### READING CORNER


Do you know that log cabin quilts made in the late 1800's were constructed with the "Quilt-as-you-go" method, using foundation piecing? Have you wondered how the Sterns and Foster, the batting company started and how "wadding" was made in the 1800's? "Patches of Time" by Linda Halpin is full of those little tidbits of history that I find very interesting. She selected a half dozen traditional patterns, both piecework and appliqué and wrote on their history and how life styles influenced the way bed coverings were made. My favorite is the "Star and Tulip" quilt, which is all appliqué, even the stars. There are patterns and helpful hints and

some speed sewing techniques but mostly pattern templates. She includes a whole chapter on batting and quilting patterns and another on binding. It is easy, interesting reading. She even included quotations from diaries written over a century ago.

I also read sections of "Threads of Time" by Nancy J. Martin. She has included pictures of antique quilts and a bit of history on them, their owners and the localities where they were made. Like Linda Halpin's book, there is lots of information on quilting in the last two centuries but it is very detailed. She discusses antique fabrics and signature quilts and pictorial quilts. She also includes over two dozen patterns for pieced and appliqué quilts using templates but the directions are very minimal. There is a chapter on speed piecing and another on patriotic quilts. This book may be of interest to experienced quilters or quilters wanting detailed information on quilts and patterns from one or two centuries ago.

We have numerous books on all aspects of quilting and some on other crafts in our library. Feel free to browse during a meeting and see one of the librarians if you wish to borrow a book for a month.

Kathy Dewey



### Supplies Needed For Charity Projects

Thread, Material for Cancer Bags—See Brenda Veitch

Novelty Fabrics for Children's Quilts—Compeer Quilting—see Ann Hood

### Ladies Night Out

Bring a snack or drink to pass and your latest project. You can bring your machine or just handwork if you prefer. You'll be amazed at how much work you can get done, and how much fun you can have in an evening. You'll get to have more chat time and really get to know some of members. It's hard to meet all the new ladies during the meeting time; it's always so hectic. We take a \$2.00 donation, to pay for the room rental and the janitor to clean up.

### Scheduled Ladies Nights Out

May 17<sup>th</sup>  
June 21<sup>st</sup>

### Quilt Club Upcoming Events

- April 22 Crayola Technique
- May 17 Ladies Night Out
- June 21 Ruth Collins' Class  
Quilted Hotpads
- Sept 28 Mariner's Compass Class
- Oct 25, 26 Quilt Show




Thank you for the March

### Refreshments

Liz Brown  
Wendy Irwin  
Marlene Connelly

### April Refreshments

Michele Gailey  
Kelly Shea  
Kathy Dewey  
Jackie Root



## Upcoming Quilt Shows

**April 19, 20, & 21, 2002**  
**CHERISHED MEMORIES**

Amherst Museum, 3755 Tonawanda Creek Road, Amherst, NY 14228. Presented by The Amherst Museum and the Amherst Museum Quilters Guild.

Hours are 10-5 Friday and Saturday, 12-5 on Sunday. Show features a special exhibit of Redwork from the museum's collection, the Quilts from the Heart traveling exhibit, a bed turning, merchant's mall, quilt appraisals, lunch, and a miniature quilt auction on Sunday at 3 pm. To enter a quilt, call (716) 689-1440. The web site is [www.quilt.com](http://www.quilt.com)

**Gorham United Methodist Church**  
**April 19 and 20 10 to 4**

Gorham is a little southeast of Canandaigua.

**River Lea Quilter's Guild**  
**Grand Island, NY**

**April 19 and 20 10 to 5**  
**April 21 12 to 2**

Old Trinity Methodist Church  
2100 Whitehaven Rd  
Raffle Quilt, Vendors

**Niagara Heritage Quilter's Guild**

7 Park St  
St Catharine's Ontario  
May 10, 11 10-6  
May 12 11-4

**Common Threads Quilters Guild**

Vestal (Binghamton) NY May 17 & 18 Reaching for the Brass Ring

**June 14, 15, & 16, 2002**  
**HOLIDAY 2002 'SYMPHONY OF QUILTS'**


Holiday Inn Convention Center, Syracuse/Liverpool, NY ... Exit 37 off NYS Thruway. Presented by Quilters Consortium of New York State. For additional information send e-mail inquiry to [qcnys@twcnny.rr.com](mailto:qcnys@twcnny.rr.com) or visit [www.geocities.com/qcnys](http://www.geocities.com/qcnys)

## Stitches in Time

Aug 23 10-8 Aug 24 10-5  
First United Methodist Church  
8221 Lewiston Rd (Rte 63N)  
Batavia NY

## Raffle Winner for March

**Linda Kaanana**



## Round Robins

Lisa Feor is requesting that all round robin baby quilts be finished and returned to the May meeting. If you volunteered to help with this charity project, you should be working on a quilt each month. Don't just drop one off. Several of the ladies have had to take more than one home each month, because someone else did NOT take one home to work on. If you started a quilt, you should be finishing and machine quilting one of the quilts. We need to improve and expand this project, and to involve more of the members.

**We need a volunteer to chair this project for next year.**

## Consortium News

Next meeting is April 17<sup>th</sup> in Auburn NY. Does anyone want to attend the meeting with Elaine Schmidt?

The Consortium needs quilts for their show and items for their silent auction.

Genesee Valley is planning a class with Anne Morrell Robinson in May. She designed the Carousel Quilt.

The Consortium is looking for volunteers to be White Gloves at the show. You would wear white gloves, and turn over the quilt, if someone wanted to see the back.

Would you consider showing one of your quilts? See Elaine Schmidt for details.



Please remember to bring one half yard of fabric to the meeting in April or May. We will be cutting the fabric for door prizes at the Quilt Show. Thank you

## Quilt Show Update

### 12<sup>th</sup> Biennial Quilt Show

### October 25 and 26

Chairpersons Mimi Repp and Laurie Holmes

The plans for the Quilt Show, October 25-26, are coming together, as we have been meeting and talking in the early spring. First of all, we decided to change its name, because Laurie Fromm discovered another show with our original name (A Harvest of Quilts) to be held the weekend just before ours! Our new name is Harvest Moon Quilt Show. The actual harvest full moon is a few days before the show, but that's pretty close, and the name Harvest Moon feels good for a show at that time of year.

We still need a chairperson for set up and take down of the show itself. A nice diplomatic, but bossy lady is desired, and one who can get along with men and women, since we have men friends and husbands who help us put the racks together. The design of the show is dictated by the size and shape of the room, and will probably stay close to that of past years. But we need a leader! This is one Quilt Show job that doesn't entail going to a lot of meetings ahead of time, so feel free to volunteer.

Liz Brown suggested Donna German as the Featured Quilter for the show, and Donna has said Yes! Donna's quilts are of all types, from pieced to appliqué, hand quilted and machine worked, and all beautifully done. It will be a treat to see a number of Donna's quilts at one time.

Jean Muhl and Jackie Root have volunteered to design and make the award ribbons. Club Awards will be given, voted on by our members, on Friday night. Ribbons will be awarded for Best pieced, Best Appliqué, Best hand quilting, Best machine quilting (non-commercial), Mini quilt, Wall hanging, Baby Quilt, Other, Best use of Color, and Best Challenge. If you want to vote, you need to come on Friday night.

Viewers Choice will be called "I wish it Were Mine". There will be only one winner, which will also receive a ribbon. This will be awarded at the end of the show.

The Silent Auction part of the show is a fundraiser for our own library this year. A portion of the monies will also be used to underwrite our charity project, Reach for Recovery bags for the American Cancer Society. When you donate something you make, or some other quilt-related goodie, you will receive a chance for a gift drawing, to be drawn at the November meeting. The silent auction is also a nice way to show off to your quilting friends, some item you have made.

Admission to the Show will remain at the \$3.00 price.

Remember to put a sleeve on the back of you quilt for display purposes.

Remember also that the quilts you bring for display should never have been shown at any of our previous shows.

**Please look for updates each month in the Newsletter. Stay Informed.**



### April Birthdays

Adele Gilmore	April 1
Jane Levy	April 5
Mildred Stoeber	April 10
Mary Randall	April 14
Jane Bodnar	April 16
Jennifer Thompson	April 21
Jan Berls	April 23
Ruth Shwamle	April 29

## Epilepsy Association Fund Raiser

Do you have a small baby quilt or lap quilt that you would like to donate to the Epilepsy Association for their fund raising sale? Please bring the quilt to the next meeting. Call Brenda Veitch at 342-2301 if you have any questions.

## Supply list for the next meeting

### Faux Stained Glass

Please prepare your material, before the next class. Trace the enclosed pattern onto a 12 x 12 or 15 x 15 piece of fabric. The fabric can be tone on tone, mottled, striped or plain. Trace the entire pattern, including the borders.

Bring black embroidery floss or pearl cotton, a #2 pencil, one size 20 chenille needle, a piece of scrap paper (typing, stationary, etc) and an embroidery hoop, to class.

If you have time, please outline your pattern with black embroidery floss, using a stem stitch. If your pattern is outlined ahead of time, you'll save time in class and get farther along with the coloring technique in class.

Fabric crayons are not going to be used. We will be using regular crayons, or the newer glitter and metallic crayons can also be used. Laurie Fromm will bring different types of crayons to class, so we can try different types.

## Please be prepared for the next meeting, April 22nd