


# *Irondequoit Quilt Club News*



## Officers:

President: Ruth Tetlow 585-787-0054 email: [retetlow@rochester.rr.com](mailto:retetlow@rochester.rr.com)  
 Vice President: Pat Fackelman 585-248-2144 email: [pfackelm@rochester.rr.com](mailto:pfackelm@rochester.rr.com)  
 Secretary: Debbie Butler 585-621-8742 email: [drbutler03@hotmail.com](mailto:drbutler03@hotmail.com)  
 Treasurer: Anne Burton 544-4282 email: [aeburton14622@yahoo.com](mailto:aeburton14622@yahoo.com)  
 Website Address: <http://www.irondequoitquiltclub.org/>

February 2007

### Committee Chairs and Members

Block Of The Month  
 Mimi Repp 342-8904

Historian  
 Linda Kaanana 663-6541

Librarian  
 Elaine Kent 227-0471  
 Marlene Connelly 889-4519  
 June Kanik 266-4272

Membership  
 Marny Bryant 342-1364  
 Lorraine Enge 225-7865  
 Sandy Jarvis 748-9495

Monthly Fat Quarter Exchange  
 Georgia Sadler 865-2029

Monthly Raffle  
 Liz Brown 266-6054

Refreshments  
 Lin Mocejunas 288-2447  
 Linda Michael 342-8875

Sew Night Coordinator  
 Brenda McHale 621-1751

Sunshine  
 Judy Andrychuk 586-7309

Website  
 Laurie Fromm 723-8669

### Charity Projects

Brenda's Caps  
 Linda Decker 467-6451

Brenda's Totes  
Irondequoit Community Cupboard  
 Mary Lou Fitch 266-5283

Charity Czar  
 Linda Kaanana 663-6541

Comfort Quilts  
 Elaine Kent 227-0471  
 Pat Ientilucci (Men's) 621-8412  
 Jane Ryan (Alzheimer) 266-8529

Sunset House  
 Jeanne Muhl 336-9459

## *President's Pieces*

Hello Everyone!

Brrrrrr...Are you staying warm??? I hope you are working on some nice cuddly, warm quilts! That seems like the perfect way to stay warm to me! Hopefully Puxatawney Phil the groundhog gave us the right message and we will have an early spring this year! Can you tell I am not a skier, snowmobiler or ice skater??

I'm looking forward to our Demo Derby at this month's meeting. We have four demonstrations scheduled. There will be two demos showing two kinds of appliqué. Georgia Sadler will demonstrate appliquéing circles and Laurie Fromm will be demonstrating hand appliqué using mylar templates. Jean Poulton will be demonstrating an easy way to make Flying Geese. Margaret Spevak will round things out with a demonstration on bindings and prairie points. Thank you very much to all our presenters for sharing their skills and knowledge with us! It promises to be an interesting, informative evening so I hope you'll all be there!

Remember all the fun we had at the November Sew Night making Christmas stockings for the Irondequoit Community Cupboard? After that sew night, several of you suggested that we do another group project in the spring. Well, spring isn't here yet but we're thinking

spring! Linda Kaanana and Brenda McHale have been very busy planning a special Sew Night for us in March. On March 2, we will come together to create spring placemats to be donated to Meals on Wheels. Linda has three easy patterns for us to use. Of course, you may use your own pattern. We'll have fabric cut out and ready to sew as well as fabric and batting to be cut. Please consider bringing fabric donations to the meeting this month so that "kits" can be made up ahead of time. If you are not able to come to the Sew Night to work on these, please consider making one or more on your own. Linda will be bringing the patterns to the meeting this month so you can pick one up then if you'd like. Think Spring and help brighten up someone's day!

Our meeting date this month is a very special day for our oldest and one of our most beloved members. February 26th is Zylpha Siudara's 89<sup>th</sup> birthday! Please wish Zylpha a very Happy Birthday when you see her at the meeting! Just a reminder that Zylpha will be presenting a trunk show of her wonderful quilts for us at the March meeting. I know you won't want to miss that!

I hope that February is bringing you lots of love! I had fun buying my Mom a pair of Valentine's Day socks. I thought she could wear them when she went to the Senior Center for the Valentine's Day party. When I gave them to

her, she smiled and told me that she had never had “funky” socks before! I think I’ll find some St. Patrick’s Day socks for her to wear in March!

Stay warm! I hope to see you at the meeting and the March 2 Sew Night!

Ruth

**Irondequoit Quilt Club  
Meets on the 4<sup>th</sup>  
Monday of each month  
Sept. to May from 7-9pm**  
at the Lutheran Church of the  
Resurrection, 3736 St. Paul  
Blvd.

**Quilt Club  
Program Calendar**

Monday February 26  
Demo Derby

Monday March 26  
Zylpha Siudara Trunk Show

Saturday March 31  
Peg Oppenheimer class 9am-  
3pm Machine appliqué


Monday April 23  
Priscilla Kibbee Wearable Art  
Trunk Show  
Nomination & Election of officers

Monday May 21  
Year End Party and Installation  
of Officers

**What is a Sew Night?**

Come quilt, meet members and get some uninterrupted time for those projects you are working on. Generally the first Friday of the month the club sponsors a

Sew Night at the Church beginning at 6:30pm and lasting as long as you wish to stay. It is a great opportunity to meet other members, get help and/or advice and generally relax enjoying what you love to do, Quilt!



**Sew Nights**

Sew Nights run from 6:30pm to  
Dues are \$3.00. Please  
bring a snack or drink to pass  
and your latest project.

Friday March 2  
Friday April 13  
Friday May 4  
Friday June 1  
Friday July 13  
Friday August 3  
Friday September 7



**March 2, 2007**

We will be making placemats to donate to Meals on Wheels at the March 2nd sew night. There will also be some kits and patterns available at our next

meeting Monday February 26th for those wishing to help, but unable to attend the sew night. All finished placemats need to be handed in no later than our March 26th meeting night to Linda Kaanana. Linda will be delivering the placemats that week so they can be used for Easter. Spring fabric donations are needed: 9x13 scraps, Fat Quarters, 1/4 yard cuts, also batting scraps (fat quarter size). Please bring these to our guild meeting or on the sew night. We plan to set up three teams that night. We will have one team cutting fabric, one team cutting batting and one team sewing. So pick your favorite team! Thanks in advance.

Linda Kaanana

**Upcoming Programs**

There are still openings in our class on Saturday March 31<sup>st</sup> with Peg Oppenheimer. Peg will be teaching us Machine Appliqué. Peg will be showing us inside/outside curves, points, basic satin stitch and blanket appliqué. The class is from 9am-3pm and the cost is \$35.00 due at registration.

Peg has an extensive quilting background and is a noted teacher in our area. A sign up sheet will be available at the monthly meeting, or you may email Pat Fackelman at [pfackelm@rochester.rr.com](mailto:pfackelm@rochester.rr.com). We are glad to be able to offer this opportunity and hope you will enjoy it.

## Refreshments

### February Refreshments

Will be provided by:

Darlene Cator     Ava Conchelos  
Jane Fasano     Joan Wilcox  
Brenda Mudd     Sue Foust  
Linda Decker     Jane Bodner  
June Kanik     Jeanne Andrychuk

For our January treats we thank:

Sherry McArthur     Debbie Butler  
Linda Kaanana     Joan Story  
Jocelyn Fielderer     Sandy Jarvis  
Brenda McHale     Dianne Reilly  
Renee Despard     Lin Mocejunas

Ruth Tetlow received many requests at the quilting retreat for her Jambalaya recipe, so here it is for all to enjoy.

### Jambalaya

1 large onion sliced  
1 large clove garlic, chopped  
2 Tablespoons butter or olive oil  
1 pound cooked chicken, broken into pieces  
1 pound sausage sliced (regular or turkey polish sausage or andouille sausage)  
4 large tomatoes, chopped  
1 large green pepper, diced  
1 cup chopped parsley  
½ teaspoon thyme  
1 large bay leaf  
4 cups chicken broth (99% fat free works great!)  
2 cups rice (instant or regular)  
1 ½ pound shrimp, cooked and cleaned  
Salt and pepper to taste

In a large heavy kettle, cook onion with garlic in butter until onion is transparent. Add chicken, sausage, tomatoes,

green pepper, parsley, thyme and bay leaf. Bring to boil; reduce heat. Cover, simmer for 10 minutes. Add chicken broth; bring to boil. Add rice, reduce heat, cover and cook 20 minutes or until rice is tender. Add shrimp, salt and pepper: heat through.

You may substitute a large can of diced tomatoes instead of fresh tomatoes.

I often do not add the shrimp. This gets more flavorful after a day or two and it freezes very well.

This recipe serves 6-8

When made with turkey sausage - Per serving: 1 ½ carbohydrate servings, 3 protein and 2 fat. Sodium 380 mg/serving.

### Newsletter Items

The deadline to submit items for the March newsletter is March 12th.

### Membership Roster updates

Joan Bigham's email is [dandj2006@rochester.rr.com](mailto:dandj2006@rochester.rr.com)

Cheryl Bond's email is [robertbond@frontiernet.net](mailto:robertbond@frontiernet.net)

Virginia Brien's zip code is 14621

Ruth Fell's email is [rfell@frontiernet.net](mailto:rfell@frontiernet.net)

Marilyn Wolfe please contact me with your current email address for the newsletter mailing.



### March Birthdays

Jackie Root	3/04
Elaine Schmidt	3/06
Catherine Flynn	3/13
Marion Ovaska	3/14
Rita Wilbert	3/16
Pat Fackelman	3/19
Donna Goundry	3/19
Melissa Manney	3/22
Renee Despard	3/31

### Fat Quarter Exchange

We had a lovely array of more than 40 "Rochester Winter" fat quarters at our January meeting. There were seven lucky winners of fat quarter bundles: Marny Bryant, Pat Fackelman, June Kanik, Mary Lou Reardon, Joan Sadler, Debbie Thomas, and Laura Wagner.

Our February theme is valentine colors from pink to red. Remember for each fat quarter you enter you have a chance to win a bundle! Try it! You'll like it! Our theme for March is "Tropical Getaway". Bring in batik fat quarters of any color. Let's think tropical even though our thermometer will probably indicate otherwise.

Georgia Sadler

### Show and Tell Review

Our President, **Ruth Tetlow**, was trying to put down rumors that she never does anything by opening our

Show and Tell with projects she completed at the Hampton Weekend. First she had an "Angels among Us" calendar she finished and then her bright colored Laurel Burch cat rag quilt that she completed in what she referred to as a "burst of quilting." **Liz Brown** and **Linda Kaanana** brought in their reversible bags that they completed at the Weekend. Liz's bag was cats and of course Linda's bag was her personal favorite, chickens. Linda also showed us her "bug jar quilt" (7 years in the making) which she began for her grandchild whom she thought was going to be a boy. When the girl baby arrived, the bug jar went on the shelf until now. What a cool quilt! **Linda Decker** finished two Christmas quilts and brought them for us to admire. **Ava Conchelos** finished a cozy green and purple heart rag quilt while "day camping" at the Hampton. **Judy Andrychuk** stepped up to squelch rumors that ALL she did at the Hampton was eat and talk. She actually completed a neat tote bag and began work on a colorful lap quilt for a longtime friend. **Ann Russo**, the organizer of the Hampton Weekend, completed a Christmas table runner that she began 2 years ago and finished a paper pieced heart wall hanging from a class with Kathy Echter. **Brenda McHale**, another busy Hampton Weekend quilter, cut and completed a beautiful Oriental scene quilt and worked on another Oriental wall hanging. Did you know she LOVES Oriental fabric???

**Sherry McArthur** showed off the projects she finished at the Hampton: a cool ying yang purse, a nifty road map quilt for a one year old, and a great quilt made from striped border fabric. **Frieda DeCaire** shared a foral beige and aqua flannel quilt that was supposed to be a Christmas gift and a pretty Double Dutch quilt featuring daisy fabric and done in a class taught by one of our members, Margaret Spevak. **Chris Clark**, the "2 x 4 Lady" exercised for the New Year and stretched to the "2 1/2 x 6 1/2" for a new charity quilt. How cool! She also had her "You Can Never Have Too Many Quilts" quilt

that expressed her sentiments no matter how you looked at it. Very clever! **Jan Ciravola** showed her miniature snowman quilt that was inspired by a class with Sally Collins. Jan, an EQ 5 instructor, let us peek at a practice star block she was designing, too. **Elaine Kent**, our Charity Quilt Queen, brought in many charity quilts for our viewing pleasure. Members gave her 16 tops in December and she had extra time so she made 20 more of her own. WOW! WOW! WOW! There were enough beautiful quilts to send some to teenage girls at St. Joseph's Villa. Others went to the Cancer Society. We wrapped up our Show and Tell with **Georgia Sadler**. She brought in her sock monkey quilt top (made at the Hampton) and a sock monkey toy that was the brunt of a lot of humor during its creation and stuffing at the Weekend. Both are gifts for her grandson due in May. Don't forget to bring in YOUR project for the February meeting. We'd love to see your work and celebrate your completed projects!


Georgia Sadler



### Monthly Raffle

Last month's raffle winner received 2 basic quilting books, 5 fat quarters and a strawberry pin cushion.

Remember for only \$1.00 you receive three lucky chances. I am sure that Liz has another great prize for us this month.



### Block of the Month

Joan Story won the 27 lovely heart blocks returned at the January meeting, Per Mimi this has been the largest response she has had to date.

Mimi Repp provides club members the opportunity to do a block of the month at our monthly meeting. Mimi will have kits available for \$1.00. The kits include 1 piece of fabric and a pattern. You supply a second fabric and sew the block. Bring your completed block to the next month's meeting and enter your name in a drawing to win all blocks that are returned that night.



### Hobbs Batting UPC labels

Remember to save your Hobbs Batting labels. We can purchase batting from Hobbs with these labels for charity quilts at a reduced price. Please bring your labels to the next meeting and give them to Jeanne Muhl.

## Community Cupboard

The Irondequoit Community Cupboard is in short supply of the following items: cereal, peanut butter, jelly, canned fruit, chicken noodle soup, macaroni and cheese, shampoo, toothpaste and deodorant. Please remember to bring your non-perishable items to any of our meetings. Everything is most appreciated.

## Tip of the Month

When working on a piece of hand appliqué, try using a thread which matches the color of the appliqué piece and not the back ground piece.

Paper Piecing Rap:

1. Fold
2. Trim
3. Right sides together
4. sew
5. Open up - press
6. Start all over again

--Joan Sadler

The last step after machine quilting and binding your quilt is to wash it. Machine quilting always looks better after washing the quilt.--Donna German

Wash your finished quilt with a Shout Color Catcher Sheet.--Sherry McArthur

When giving a quilt as a gift, also give a couple of Shout color catcher sheets.--Lin Mocejunas

When you have completed a quilt, but do not have time to complete the label, write up the

info you want to include on the label and pin it to the quilt.--Chris Clark

Do you have a tip you would like to share with the group? Something that you have found that works well for you, or maybe a tip you picked up in a class or even a tip you discovered purely by accident. Please email your tip to me at

[drbutler03@hotmail.com](mailto:drbutler03@hotmail.com) We

would like to have at least one tip per month to share with the group.

Deb Butler



## Treasurer Report

BAL JAN.10,2007 - \$8017.37

INCOME --	\$409.00
Raffle Dec & Jan --	57.00
Sew night --	48.00
Membership --	30.00
Pins --	14.00
Toni's class --	120.00
Peg's class --	140.00

EXPENSES --	\$3285.38
Charity fabric --	133.86
Refreshments --	12.90
Church --	180.00
Toni Foster --	125.00
Retreat --	2755.00
Quilt show --	78.62

BAL JAN 10, 2007 --	8017.27
INCOME --	409.00
EXPENSES --	3285.38
BAL FEB 12, 2007 --	5140.99

Anne Burton

## Upcoming Quilt Shows

Fenimore Quilt Show, Feb. 10-25, Cooperstown Art Assoc, 22 Main St., Cooperstown. Mon.-Sat. 11-4, Sun. 1-4.

Mid-Atlantic Quilt Festival XVIII Feb. 22-25, Hampton Roads Convention Center, Greater Chesapeake Bay/Williamsburg Area, Hampton,VA

Quilt Fest of New Jersey III March 1-4, Garden State Exhibit Center, Somerset, NJ

Patricia's Quilt Show, March 10<sup>th</sup> from 10-4, East Rochester.

Seaway Trail Quilt Show. March 17<sup>th</sup> & 18<sup>th</sup>, Seaway Trail Discovery Center, Sackets Harbor, NY. \$4.00 admission fee covers both days.

Towpath Quilt Guild show, April 21-22, Mott Rd. School, 7173 Mott Rd., Fayetteville, NY. Sat. 10-5, Sun. 10-4.

AQS Quilt Show, Paducah, KY April 25-28

If you know of any other upcoming Quilt shows please let me know so I can include them in the newsletter. Thanks

Deb Butler

## Meeting Minutes

January meeting was led by Ruth Tetlow  
Guests were introduced and welcomed.  
Ruth expressed the groups thanks to all involved in the

planning for the retreat. It was enjoyed by all that attended. Ruth presented the idea of bringing a national teacher or speaker to the group for their feed back. Ruth reviewed the new contract with the Church and the increased rates of \$60.00 per meeting and \$135.00 for full day usage.

#### Committee Updates—

Refreshments for quilt club meetings—Lin asked for volunteers for the February and March meetings.

Sunshine—Please call or email Judy Andrychuk if you know of a member you would like a card sent to.

Charity—Linda Kaanana spoke about the spring project of making placemats. It was suggested that Senior Living, Nursing Homes, or Meals on Wheels may be a good place for these donations. Possible theme for the project may be Mother's Day or Father's Day. Linda will bring patterns to the next meeting. March sew night we will be working on this project for anyone interested.

Other ideas for charity projects suggested were, pillowcases for charity quilts, adult bibs, and bags for walkers.

Marylou Fitch spoke about the need for more cancer bags and shared some of the finished bags she has received with the group.

Pat Fackelman requested that some of the charity quilts be donated to St. Joseph Villa group homes. This was agreed upon by the group and Elaine Kent gave the quilts to Pat to

deliver. Cheryl Bond suggested we make pillowcases for the quilts and volunteered to oversee this.

Sew Night-- Brenda introduced the idea to increase the fee for sew night to \$3.00 to help off set the increased cost. Georgia Sadler introduced a motion to increase the sew night fee to \$3.00 which was seconded by Pat Ientilucci. The group voted to increase the fee.

Library--Elaine Kent introduced 2 new helpers, Marlene Connelly and June Kanik. She also spoke about a new book available.

Program updates--Pat Fackelman spoke about the upcoming classes with Toni Foster and Peg Oppenheimer.

Deb Butler