



Irondequoit Quilt Club News



Officers:

President: Laurie Fromm 723-8669 email: LaurieF@rochester.rr.com

Vice President: Marsha Lee 315-524-7314 email: wildbird.lee@mindspring.com

Secretary: Michele Gailey 723-1992 email: mgailey66@hotmail.com

Treasurer: Marion Skrynski 425-7968 email: vz6185@yahoo.com

May 2003

Committee Chairs and Members

Sunshine

Donna Goundry 671-7266
Liz Brown 266-6054

Membership

Jeanne Andrychuk 865-7019
Marny Bryant 342-1364
Debbie Thomas 338-2108

Historian

Norleen Perotto 621-1688

Librarian

Mary Lou Fitch 266-5283
Lisa Priebe 647-2471
Kathy Dewey 377-2039
Mary Lou Miller 544-7019

Refreshments

Joan Wilcox 865-8416
Ruth Collins 787-0054
Kelly Shea 266-0639
Wendy Irwin 342-0285

25th Anniversary Raffle Quilt

Mimi Repp 342-8904

Monthly Raffle

Liz Brown 266-6054

Charity Projects:

Chase Manhattan Bank

Jeanne Muhl 336-9459

Breast Cancer bags

Mary Lou Fitch 266-5283
Natalie Cerasani 482-3858

Sunset House

Lauren Thielmann 266-0595

Compeer

Chris Clark 467-7909

Cancer Caps

Georgia Sadler 865-2029

Comfort Quilts

Jeanne Muhl 336-9459

From the President,

Fellow Quilters,

This is the last meeting of the year. The nominating committee has been hard at work to get a new list of officers for next year. I would expect a list from them at the next meeting on May 19-- Please note this change in routine.

Michele, Marion, Marsha and I have enjoyed serving all of you for the past two years. We are still experiencing growing pains as the membership continues to increase, but all in all, I think things are going smoothly.

I have spoken to Dick Veitch (Brenda's husband) and we will be receiving a donation from the cancer society to use towards our quilts. As soon as I learn the details I will pass them on.

Please check the volunteer list on your right. The chairpersons for the charity projects have been updated for your reference. There will be a new list for members to sign up to volunteer for many of these positions for next year. If you are unable to attend the meeting and would like to sign up for a job, please let me know. The refreshment, historian and me

membership committee will need new volunteers. If you are on one of the committee and would like to continue, that would be fine also. I am not sure about the library committee, but if you are interested in helping out, please contact Mary Lou Fitch. If someone would like to work with Liz on purchasing items for the monthly raffle, give me a call.

The refreshment committee sets up the refreshments and cleans up after the meetings. One of the members will have a key and will need to open the church for the meetings by 6:30. They also will need to replenish the supplies as needed and fill out an expense report to be reimbursed by the treasurer.

The membership committee will have a member helping out the treasurer at the Sept., Oct. and Nov. meetings to assist in collecting the dues. They also will need to distribute a folder to the new members (the folder contains bylaws, membership list and a newsletter.)

The historian keeps a book with news articles on the club. All these jobs help out the club and especially the officers to keep things running smoothly.

I am continuing to receive blocks for Brenda's quilt and for Tommy's. If you have any to donate, please bring them to the meeting on Monday or give me a call to arrange pickup. I am not sure the exact count, but the pile is growing. I think we will have enough pink blocks for at least 2 quilts.

See you next week.

Laurie

**Irondequoit Quilt Club
meets on the 4th
Monday of each month
during the school year,
Sept to May**

April
Attendance
43

Please don't forget to sign in
each month.



Quilt Club Calendar

May 19 Carol Sambora
Creating Texture
Lecture/Demo
Final
Meeting/Party

REFRESHMENTS

Thank you for the
April Refreshments

Kathy Dewey Marny Bryant
Lana Wright Jane Bodnar

May Meeting
Last Name beginning with
A-L Hors d'oeuvres
M-Z Desserts
Officers will bring drinks

**Hobbs Batting UPC
Labels** Remember to save your
Hobbs Batting labels. We can
purchase batting from Hobbs with
these labels (only to be sold for
charity quilts) at \$1.25 per lb.
That's a lot of batting for such a
great price. The rolls are huge, and
well worth the effort of collecting
the batting labels. Please bring your
labels to the next meeting and give
them to Jeanne Muhl.

Treasurer's Report

\$4,449.82
as of 4/04/03

**Wanted: Donations of double
knit material for cancer caps
needed and cotton for cancer
quilts. Call or see Georgia
Sadler 865-2029 for cancer
caps or bring the cotton for
cancer quilts to the next
meeting.**

Food Pantry

Bring your non-perishable items
into any meeting. Peanut butter,
macaroni and cheese, soup and tuna
would be most appreciated. Thank
you Ladies for your donations and
for helping Debbie with her
mission. A big Thank You to Chris
Clark and Mary Lou Fitch for
taking the contributions to Debbie.

Upcoming Quilt Shows Fabric Frolic

Spring 2003....not your average
shop hop! May 13th thru May 18th

Sign up at any of the participating
shops. There will be Door Prizes,
Goodie Bags, Quilt Patterns,
Refreshments and Demonstrations
at every shop. A grand door prize
of 80 yards of fabric All shops are
within our area. **Apple Country**,
Holley, **Crosstowne Quilting**,
Webster, Heart in Hand, Ontario,
Jackie Lynn's, Irondequoit, **Lake
Country**, Hammondsport, **Mendon
Village**, Mendon, **Mt Pleasant
Quilting Co**, Mt Pleasant, **Quilting
Parlor**, Churchville. Sign up at one
of the shops, maps and directions
available at the shop.

**ARTISTRY in THREAD
FESTIVAL ROCHESTER
MUSEUM & SCIENCE CENTER**
657 East Ave Rochester, New York
14607 **Fri May 16 & Sat May 17**
9:30 AM to 5:00 PM
Exhibitors and guilds will be
demonstrating quilting, weaving,
embroidery, beading, crewel, lace
making and other thread-related
arts, exhibiting their work and
selling their crafts. Commercial
venders will also have merchandise
for sale.

**Perinton Quilt Guild
2003 Quilt Show**
Saturday, May 17th 9 AM-4 PM

St. John's of Rochester Parish
Center, Fairport, NY (corner of Rt
31 and Ayrault Road on Wickford
Way) Admission \$3.00 (or \$2.50
with a donation of food for the
Perinton Food Shelf)

**North Chili Quilt Show and
Classes September 12-13**

Sponsored by the United
Methodist Church of North Chili
2200 Westside Drive at Buffalo
Rd, North Chili Contact: Ellen
Farnham, coordinator 328-5497
email:secretaryelaine@aol.com



Spring and Summer Birthdays

| | |
|-------------------|-----------|
| Donna German | May 1 |
| Laurie Enos | May 2 |
| Linda Decker | May 4 |
| Laurie Fromm | May 5 |
| Joan Wilcox | May 7 |
| Pat Colin | May 13 |
| Ruth Collins | May 20 |
| Frieda DeCaire | June 3 |
| Natalie Cerasani | June 6 |
| Linda Michael | June 18 |
| Connie Derby | June 23 |
| Michele Gailey | June 23 |
| Joni Campione | July 3 |
| Linda Kaanana | July 3 |
| Marion Skrynski | July 3 |
| Pattie Pellegrino | July 4 |
| Joan Bigham | July 6 |
| Geri Cardwell | July 8 |
| Lauren Thielmann | July 9 |
| Marlene Connelly | July 19 |
| Ann Russo | July 24 |
| Sue Foust | August 6 |
| Kathy Dewey | August 9 |
| Vivien Terry | August 10 |
| Elaine Kent | August 13 |
| Judy Kroon | August 17 |
| Marny Bryant | August 22 |
| Jocelyn Fiederer | August 30 |

April Meeting

Laurie Fromm is coordinating the making of several quilts in Brenda Veitch's memory. One is for Brenda's son, Tommy. Brenda did not complete a quilt for Tommy, and you may be interested in helping create one for him. It's a Churn Dash block

done in bright colors. As a donation from the quilt club, we are making another quilt, same pattern, Churn Dash, this time in shades of pink on a white background. This quilt will be donated to the Cancer Society in Brenda's memory, and will be used as a fund raiser during their annual October Walk. Please bring any blocks you have to the May meeting.

We had a discussion at the meeting about the officers for next year. We have not had anyone volunteer. A nominating committee was suggested by Ann Russo, and consists of Liz Brown, Ann Russo and Joan Sadler. They are to meet before the May meeting and will bring a slate of officers for nominations to the May meeting. It is not necessary to be a member in long standing, but to have been a member for five meetings.

The meeting finished with a talk and trunk show by Linda Denner. Wow, the things she can coax out of her sewing machine. Such talent. Using different threads, stitches and techniques, she embellishes her quilts and garments with color, glitter and glamour. Linda uses a stabilizer, which is very important to keep the fabric very stable, so it doesn't slip and slide. She recommended the product Solvy, made by Sulky for monogramming towels. It is ironed onto the top of the towel, to hold down the loops, so the monogram or design is full and visible. It dissolves in water.

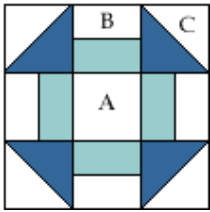
For her satin stitch, Linda recommends lowering the top tension so the bobbin thread does pop up and show. She also recommended using a larger eyed fine needle, and running two threads through the needle, creating a fatter satin stitch that covers the edge. She also recommended the use of fine lingerie thread in the bobbin. Linda recommended a Schmetz Topstitch 130N 80/12 needle for working with metallic threads. Linda was a fantastic speaker, with great ideas and great enthusiasm. Thanks to Marsha Lee for meeting Linda at the Consortium Meetings and inviting her to our club.

September Meeting

Please bring in four fat quarters of quilter's cotton, one for each of our new officers.

It has been a pleasure serving the club over the past two years. I will work with the new secretary to create a newsletter over the summer, with a list of the 2003-2004 meetings, a final treasurer's report from Marion Skrynski, and a quilt update from Mimi Repp.

Michele Gailey, Secretary



Churn Dash Block in Memory of Brenda Veitch

Please use **white** background
and any shade of pink of your choice
from your stash of fabrics
Finished size 12 1/2"

From background fabric (white) cut the following:

- ?? 4 7/8 X 4 7/8 inch square--cut 2, then cut each diagonally to make 2 triangles, giving you a total of **4** triangles. These are your C triangles.
- ?? 4 1/2 X 4 1/2 inch square--cut **1**. This is your A square
- ?? 4 1/2 X 2 1/2 inch rectangle--cut **4**. These are your B pieces.

From dark blue fabric, cut:

- ?? 4 7/8 X 4 7/8 inch square--cut 2, then cut each diagonally into two triangles, giving you a total of **4** triangles. These are your C triangles.

From light blue fabric, cut:

- ?? 4 1/2 X 2 1/2 inch rectangle--cut **4**. These are your B pieces.

2. Sew together the units.

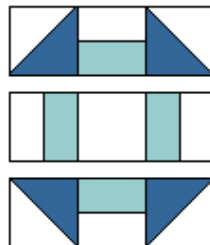
Sew the blue and white triangles together, making **4** of these units ?



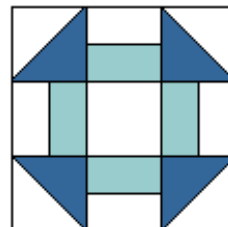
Then, sew the blue and white rectangles together, making **4** of these units ?



3. Sew the units into strips.



4. Sew the strips together to make the block. (Block should measure 12 1/2 inches)



Tommy's quilt is this same pattern, done with bright colors on a white background.